


# Connection Active Directory with PACSonWEB for HHZH Lier

## 1. Table of content

1.	Table of content .....	1
2.	Login process.....	2
2.1.	First time access, outside hospital.....	2
2.1.	First time access, inside hospital .....	3
2.1.	Second time access, outside hospital after first time access in hospital. ....	4
3.	Message if the password complexity is to low .....	5

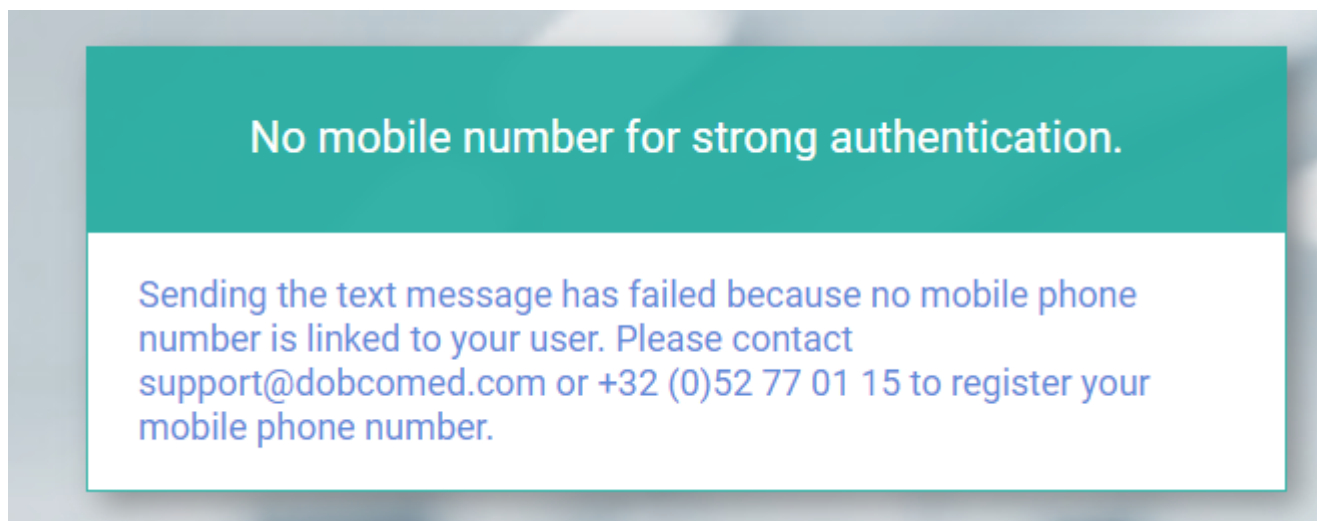
## 2.Login process

When the user connects to the URL for HHZH Lier, <http://rx.hhzhlier.be> following website will be shown



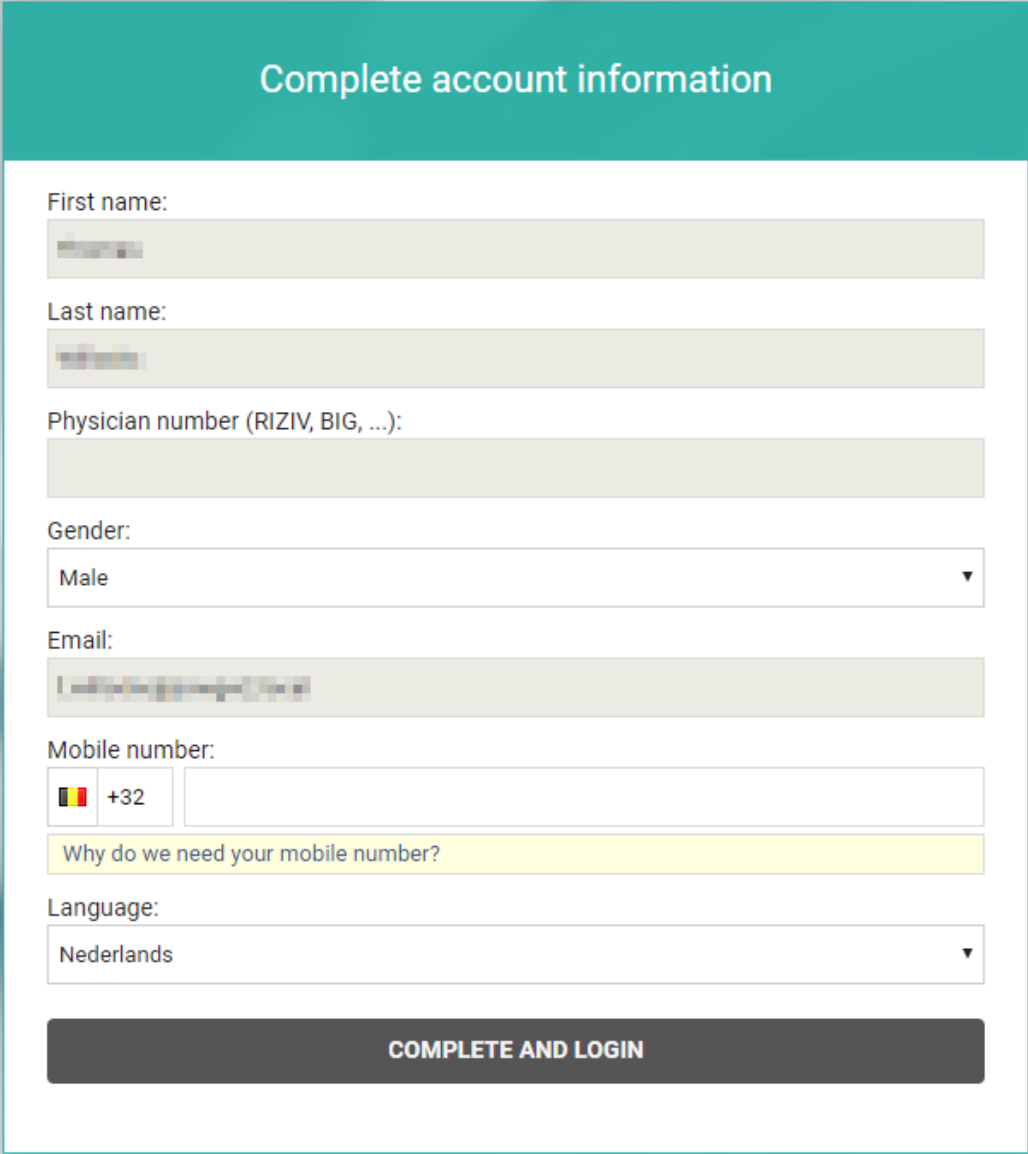
### 2.1. First time access, outside hospital

If the user uses his active directory account for the first time and he/she is outside the hospital he/she will get the following message:



## 2.1. First time access, inside hospital

If the user uses his active directory account for the first time and he/she is inside the hospital he/she will get the following screen. It is imperative that in this form the correct mobile phone number of the internal physician is filled in.

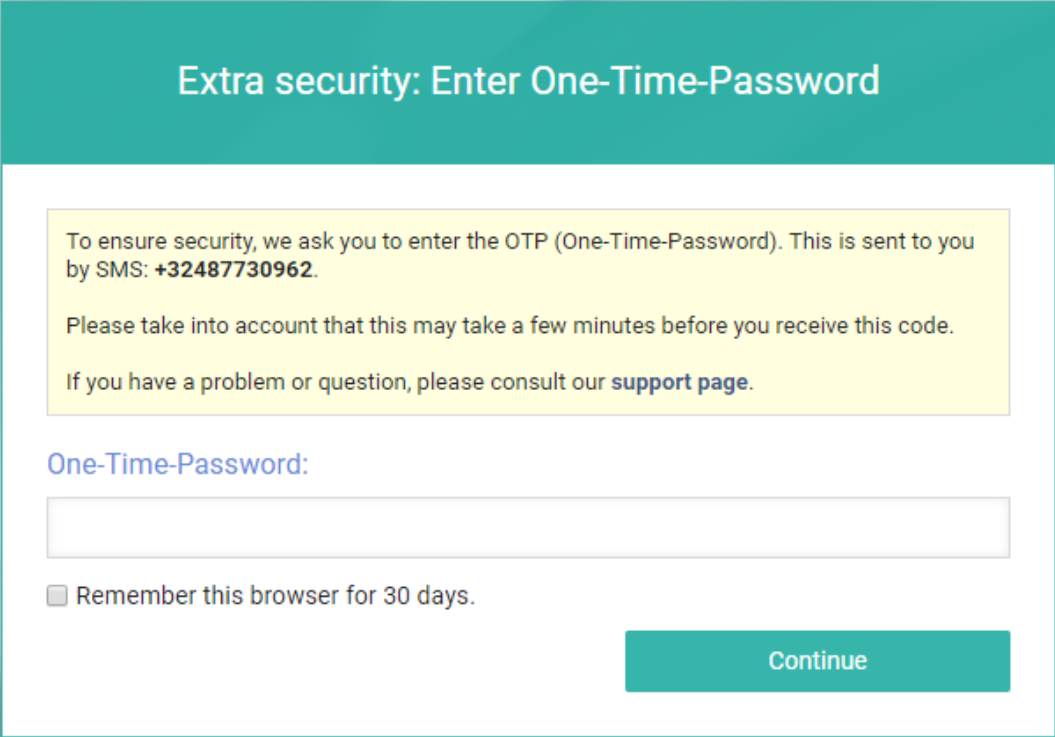


The screenshot shows a web form titled "Complete account information" with a teal header. The form contains several input fields and dropdown menus. The fields are: "First name:" (text input), "Last name:" (text input), "Physician number (RIZIV, BIG, ...):" (text input), "Gender:" (dropdown menu with "Male" selected), "Email:" (text input), "Mobile number:" (text input with a country code dropdown showing "+32" and a flag icon), and "Language:" (dropdown menu with "Nederlands" selected). Below the mobile number field is a yellow highlighted box with the text "Why do we need your mobile number?". At the bottom of the form is a dark grey button labeled "COMPLETE AND LOGIN".

After clicking on "Complete and login", he or she will be directed to the correct list of studies in PACSonWEB that are made by HH ZH Lier.

## 2.1. Second time access, outside hospital after first time access in hospital.

If the user uses his active directory account for the second time and he/she is outside the hospital he/she will get the following screen (after the login screen)



Extra security: Enter One-Time-Password

To ensure security, we ask you to enter the OTP (One-Time-Password). This is sent to you by SMS: +32487730962.

Please take into account that this may take a few minutes before you receive this code.

If you have a problem or question, please consult our [support page](#).

One-Time-Password:

☐ Remember this browser for 30 days.

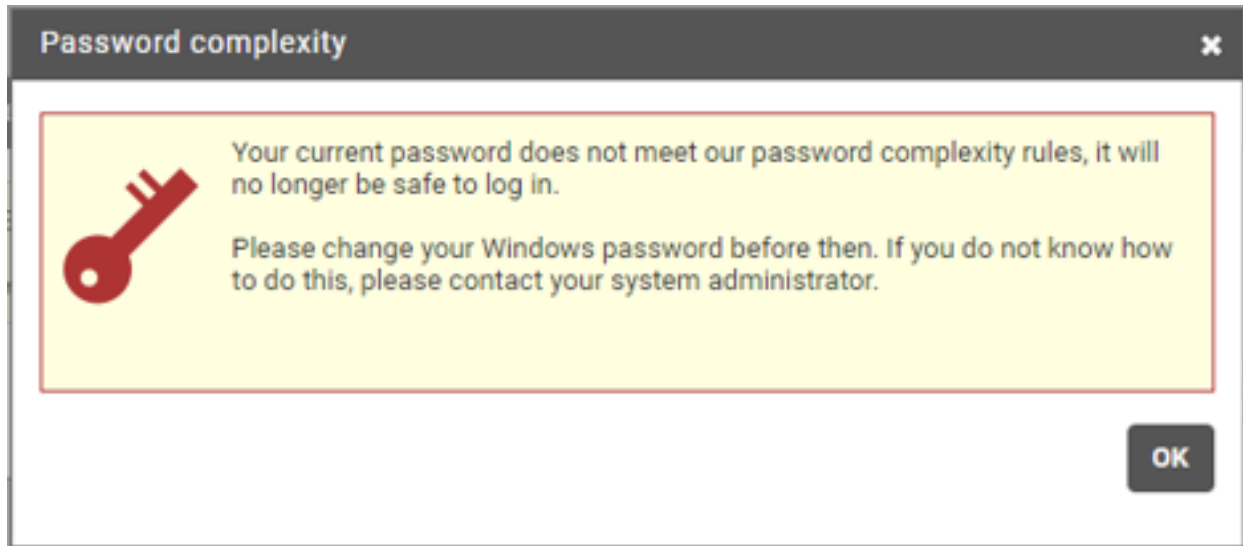
Continue

A message will be sent to the mobile phone number that was filled in during the step: first time access, inside the hospital walls.

### 3.Message if the password complexity is to low

If the password used, doesn't meet the PACSonWEB requirements the following screen is shown every time an AD-user logs in.

The password has to be at least 8 characters in length and must contain at least 1 letter and 1 number.



As you can see, after pressing "Ok" the user can still access PACSonWEB but this message will be shown every time they login.